




COMPARE PRODUCTS

				
	Explorer®	Adventurer® Pro	Pioneer™	
CAPACITY	120 g - 10200 g	50 g - 8100 g	65 g - 4100 g	
READABILITY	.1 mg, 1 mg, .01 g, .1 g, .05 ct, .5 ct, 5 ct	.1 mg, 1 mg, .01 g, .1 g, .05 ct, .5 ct, 5 ct	.1 mg, 1 mg, .01 g, .1 g, .05 ct, .5 ct, 5 ct	
PLATFORM SIZE	190x200mm, 130mm, 90mm	120mm, 149x162mm, 90mm, 168x180mm	180mm, 90mm, 120mm	
UNITS	Gram, Milligram, Kilogram, Carat, Ounce, Ounce Troy, Pound, Pennyweight, Grain, Newton, Momme, Mesghal, Hong Kong Tael, Singapore Tael, Taiwan Tael, Tical, Tola, Baht, 3 Custom Units	Milligram, Gram, Kilogram, Ounce, Pound, Carat, Pennyweight, Ounce Troy, Grain, Newton, Hong Kong Tael, Singapore Tael, Taiwan Tael, Momme, Tical, Baht, Mesghal, Tola, Custom	Milligram, Gram, Ounce, Pound, Carat, Pennyweight, Ounce Troy, Grain, Newton, Hong Kong Tael, Singapore Tael, Taiwan Tael, Momme, Tical, Baht, Mesghal, Tola, Custom	
APPLICATION MODES	Weighing (17 units + custom units), Parts Counting, % weighing, Animal/Dynamic Weighing, Checkweighing, Filling, Totalization, Formulation, Differential weighing, Density determination, Peak hold, Ingredient costing, Pipette adjustment, Gross/Net/Tare Weighing	Weighing, Animal/Dynamic Weighing, Parts Counting with Automatic Sample Recalibration, Percent Weighing, Checkweighing, Totalization, Display Hold	Weighing, Parts Counting, Percentage Weighing	
OPERATION	Mains Operation	Mains plus battery on certain models with auto-off	Mains power	
COMMUNICATION	Easy access communication ports (USB, RS232) plus 3rd communication port slot (Ethernet or 2nd RS232). GLP and GMP including date and time, Direct Data Transfer.	RS232 plus optional 2nd RS232 or USB, GLP including date, time, balance serial No, user/project ID & results	RS232 for sending balance ID and weight	
DESIGN FEATURES	3-door draftshield with removable panels on 0.1mg and 1 mg models with draftshield light. Modular display design with adjustable angle (attach to base, wall or optional tower). AutoCal automatic internal calibration. Level assist feature with illuminated level indicator. Selectable environmental and auto-print settings. Integral weigh belowhook. Protective in-use cover. Software lock switch	Fixed integral weigh-below hook, advanced flip-top & sliding door frameless draughtshield on 0.1mg and 1mg models, SmarText™ software, Quadrastance™ with 4 adjustable feet & front level bubble	Fixed integral weigh below hook, all-glass draught shield with 3 sliding doors on 0.1mg and 1mg models, front levelling bubble, menu and calibration locks	
CONSTRUCTION	Metal base, ABS top housing, stainless steel pan, glass draftshield with flip-top door, replaceable in-use cover	Durable ABS & stainless steel pan & in-use cover	Solid diecast metal base, stainless steel pan	
DISPLAY	High resolution 14.5cm (diagonal) full colour VGA touch display including QWERTY and numeric key pads plus weighing capacity indication	2-line, backlit LCD, optional auxiliary display	LCD	