

# Get More

## Eppendorf twin.tec® PCR Plates LoBind

Eppendorf's innovative LoBind material improves the recovery of nucleic acids by reducing their absorption to the tube wall. Eppendorf twin.tec PCR Plates LoBind ensure nearly 100% DNA/RNA recovery without the use of a coating; eliminating the risk of sample contamination.

Polypropylene wells with LoBind characteristics are designed to maximize yield of your target molecules. DNA is less likely to bind to polypropylene and thus remains within the liquid. Subsequently, more molecules are available for the chemical reaction, e.g. PCR.

### Features

- Maximum sample recovery
- One-piece design: combining a polycarbonate frame and polypropylene wells for optimum performance
- Thin-walled wells guarantee optimum heat transfer
- Exceptionally solid and torque-resistant frame
- OptiTrack® matrix for faster sample identification
- Raised well rims for effective sealing
- Batch-tested and certified free of DNA, DNAase, RNase and PCR inhibitors
- Available with barcode (upon request)

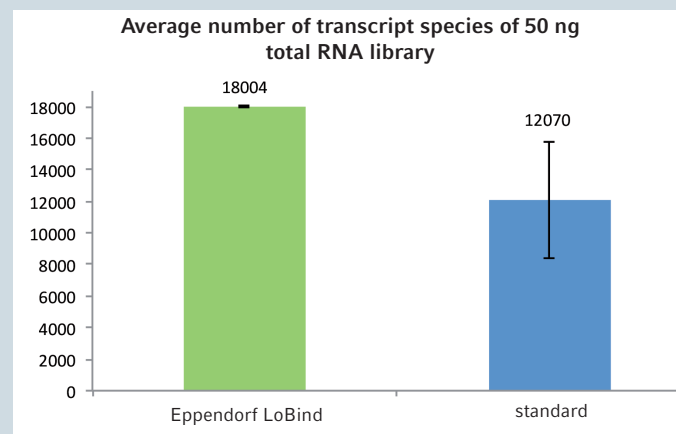
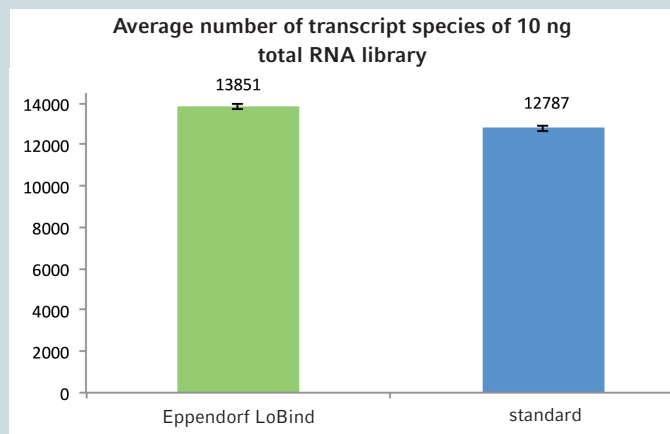
### Applications

- NGS DNA library preparation
- PCR/qPCR with low template concentration
- Low volume PCR/qPCR

## Increase the Number of Reads and Transcript Species in NGS

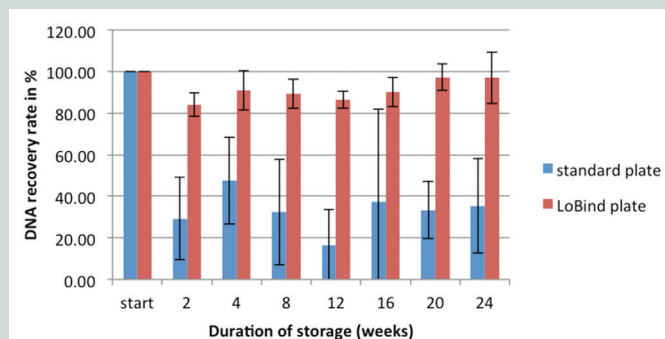
Insufficient number of reads or variation in transcript species can limit your success in library preparation for NGS. With the twin.tec PCR Plate LoBind you can improve both the number of reads and the number of different transcript species.

Find more information at Application Note No. 375 at [www.eppendorf.com/pcr](http://www.eppendorf.com/pcr)



The average number of transcript species of NGS libraries prepared from 10 ng and 50 ng total RNA of primary HUVEC cells in Eppendorf LoBind and standard plates. The average number of transcript species is up to 30 % higher in Eppendorf LoBind than in standard plates (n=3).

## Minimize DNA loss over time



Percentage of DNA recovered in standard and LoBind plates after different time intervals of storage at -20 °C. Five replicates of each library were analyzed. The diagram shows the average DNA recovery in % of all three libraries.

Loss of DNA in sample preparation can cause problems in various applications like NGS and qPCR. With the twin.tec PCR Plate LoBind, you can minimize the loss of DNA over time.

Find more information at White Paper No. 34 at [www.eppendorf.com/pcr](http://www.eppendorf.com/pcr)

### Ordering information

#### Description

Eppendorf twin.tec® PCR plates 96 LoBind, semi-skirted, PCR clean, clear, 25 pcs.

Eppendorf twin.tec® PCR plates 96 LoBind, skirted, PCR clean, clear, 25 pcs.

Eppendorf twin.tec® PCR plates 384 LoBind, PCR clean, clear, 25 pcs.

#### Order no. international

0030 129.504

0030 129.512

0030 129.547

#### Order no. North America

0030129504

0030129512

0030129547